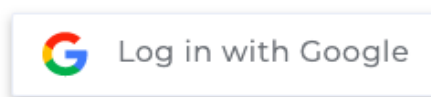


How to Log in to CommonLit using Google

CommonLit has automatically created an account for you using Google Classroom. You can now log in to your account and connect with Google Classroom. Let's get started!

Log in to your Account:







1. Go to commonlit.org/user/login and click the **Log in with Google** button.



2. The first time you log in, you will need to **create a backup CommonLit password**. You can use this with your email to log in to CommonLit if you are ever unable to log in using Google. Be sure to set a password that is easy for you to remember, but hard for others to guess. You may also be prompted to select a grade.

YOUR ACCOUNT NEEDS UPDATING

Set your backup CommonLit password:

| | | |
|---|--------------------------------|---|
|  | Password * |  |
| | * Required field | |
|  | Confirm password * |  |
| | * Required field | |
| | Select the grade you are in: * | <input type="text"/> |
| | |  |
| | |  |

My Backup Password: _____

3. Next, click the **"Connect To My Google Classroom Account"** button. You will not be able to access an assignment linked to Google Classroom until you connect.

CONNECT TO MY GOOGLE CLASSROOM ACCOUNT

If you miss this page, don't worry - you can connect to Google Classroom from your **My Account page** as well. We will also prompt you to connect when you go to start an assignment.

4. That's it! You are now set up and ready to start on your My Assignments page.